

Scaled data based on original data using
LM-79-08 Approved Method: Electrical and Photometric Measurements of Solid-
State Lighting Products

Test Report Prepared for
Cooper Lighting Solutions
(formerly Eaton)

Brand: STREETWORKS

Report Number: P457460

Luminaire Tested: **GLAN-SA8D-740-U-T2R**

Issue Date: 1/4/2021

Test Information

Test Method: LM-79-08
Report Number: P457460
TEST IS SCALED FROM IESNA LM-79-08 TEST DATA (G3-2011-042-6)
Test Lab: INNOVATION CENTER
Issue Date: 1/4/2021
Manufacturer: COOPER LIGHTING SOLUTIONS (FORMERLY EATON)
Product Line: STREETWORKS
Catalog Number: GLAN-SA8D-740-U-T2R
Description: GALLEON AREA AND ROADWAY LUMINAIRE
(8) 70 CRI, 4000K, 1200mA LIGHTSQUARES WITH 16 LEDS EACH AND TYPE II
ROADWAY OPTICS
Light Source: -
Ballast/Driver: ELECTRONIC DRIVER

Summary

Lumens per Lamp: N/A
Luminaire Lumens: 63663 lumens
Efficiency: N/A
Efficacy: 129.1 lumens/watt
Luminous Opening: Rectangular (W 1.5' x L: 1.5' x H: 0')
IES Classification: Type II - Short
BUG Rating: B4 - U0 - G5

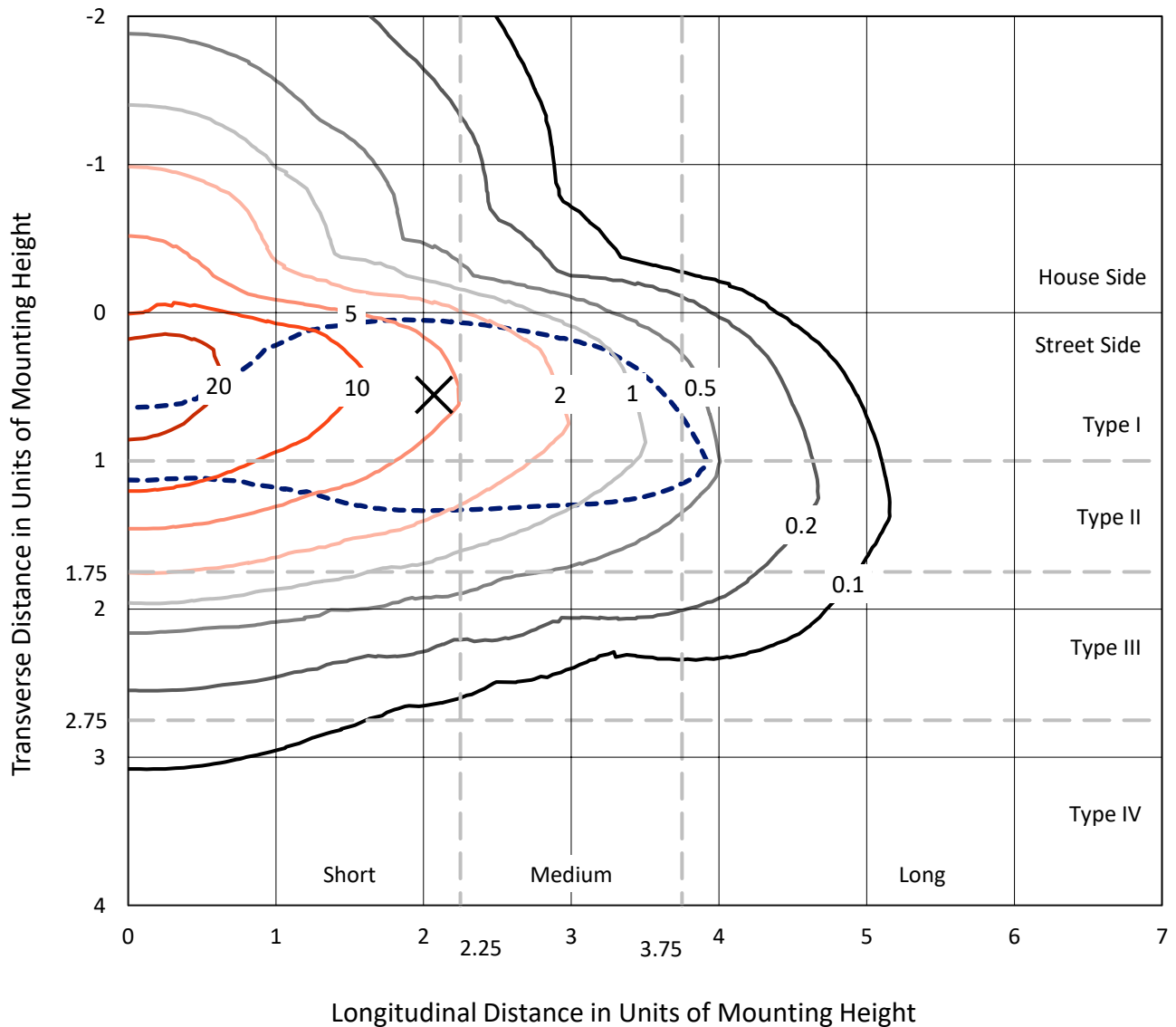
Input Watts (W): 493
Input Voltage (V): NR
Input Current (A_{in}): NR
Voltage Rise (V): NR
Power Factor: NR
Total Harmonic Distortion (THDi): NR
Frequency (hertz): 60
Stabilization Time: NR
Operation Time: NR
Ambient Temperature (°C): NR
Test Distance: 24 FT



REPORT NUMBER: P457460
 CATALOG NUMBER: GLAN-SA8D-740-U-T2R

Iso-Footcandle Lines of Horizontal Illumination

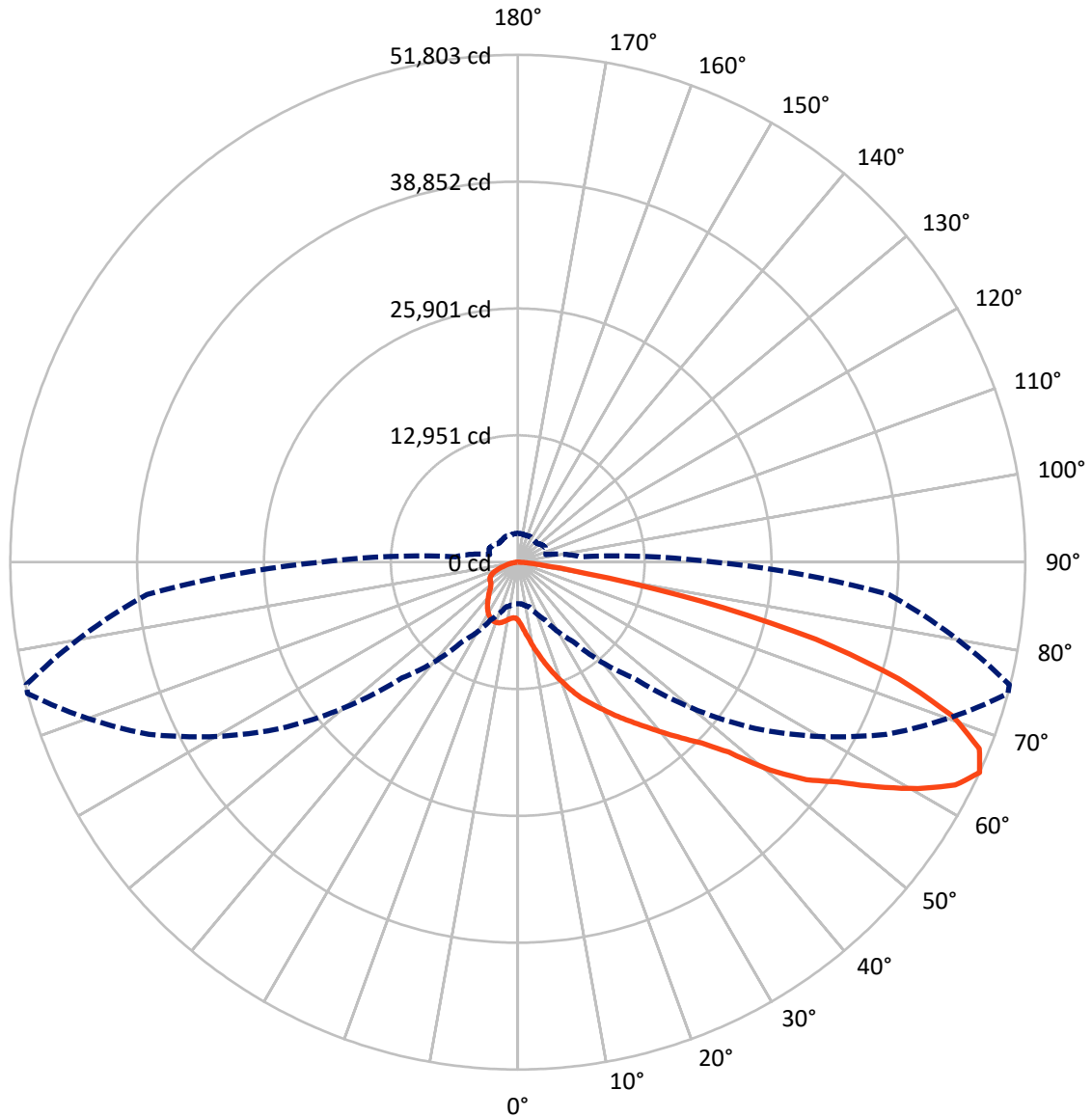
✕ Max cd
 - - - 1/2 Max cd



Based on 25 foot mounting height. Maximum calculated value = 24.6 fc
 Type II - Short - N/A

REPORT NUMBER: P457460
CATALOG NUMBER: GLAN-SA8D-740-U-T2R

Luminous Intensity Polar Plot



— Vertical Plane Through 75-Deg Lateral - - - Horizontal Cone Through 65-Deg Vertical

REPORT NUMBER: P457460

CATALOG NUMBER: GLAN-SA8D-740-U-T2R

FLUX DISTRIBUTION:

		Downward	Upward	Total
House Side	Lumens	10702.6	0.0	10702.6
	% Fixture	16.8	0.0	16.8
Street Side	Lumens	52960.4	0.0	52960.4
	% Fixture	83.2	0.0	83.2
Total	Lumens	63663.0	0.0	63663.0
	% Fixture	100.0	0.0	100.0

ZONAL LUMENS:

Zone	Lumens	% Fixture
0°-10°	718.7	1.1
10°-20°	2814.9	4.4
20°-30°	5437.5	8.5
30°-40°	8832.1	13.9
40°-50°	12149.3	19.1
50°-60°	14344.2	22.5
60°-70°	12567.9	19.7
70°-80°	6000.0	9.4
80°-90°	798.4	1.3
90°-100°	0.0	0.0
100°-110°	0.0	0.0
110°-120°	0.0	0.0
120°-130°	0.0	0.0
130°-140°	0.0	0.0
140°-150°	0.0	0.0
150°-160°	0.0	0.0
160°-170°	0.0	0.0
170°-180°	0.0	0.0
0°-90°	63663.0	100.0
0°-180°	63663.0	100.0

Coefficient of Utilization



REPORT NUMBER: P457460

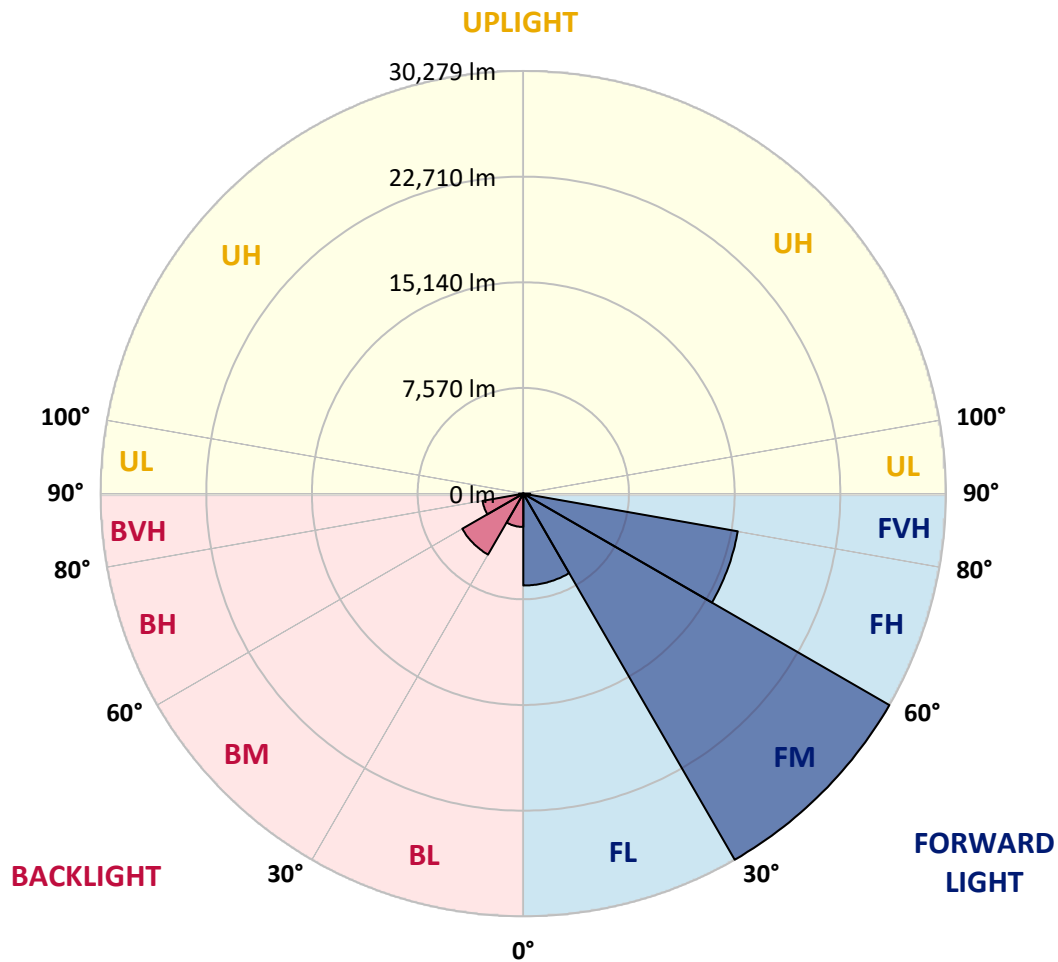
CATALOG NUMBER: GLAN-SA8D-740-U-T2R

LUMINAIRE CLASSIFICATION SYSTEM LUMEN TABLE AND BUG RATING:

Zone		Lumens	% Fixture	Zone Rating/Lumen Limit		
				B	U	G
FL	(0°-30°)	6581.7	10.3			
FM	(30°-60°)	30279.5	47.6			
FH	(60°-80°)	15600.3	24.5			G5
FVH	(80°-90°)	498.9	0.8			G3/500
BL	(0°-30°)	2389.3	3.8	B3/2500		
BM	(30°-60°)	5046.2	7.9	B4/8500		
BH	(60°-80°)	2967.6	4.7	B4/5000		G4/5000
BVH	(80°-90°)	299.4	0.5			G3/500
UL	(90°-100°)	0.0	0.0		U0/0	
UH	(100°-180°)	0.0	0.0		U0/0	

BUG Rating: B4-U0-G5

Type II Short





REPORT NUMBER: P457460

CATALOG NUMBER: GLAN-SA8D-740-U-T2R

CANDELA DISTRIBUTION (FULL):

	0°	5°	15°	25°	35°	45°	55°	65°	75°	76°	85°
0°	5915.1	5915.1	5915.1	5915.1	5915.1	5915.1	5915.1	5915.1	5915.1	5915.1	5915.1
2.5°	7859.2	7807.4	7752.1	7600.2	7437.9	7254.9	6992.5	6740.4	6405.4	6395.1	6146.5
5°	10038.1	10003.5	9758.4	9616.8	9240.4	8739.7	8315.0	7655.4	7044.2	6971.7	6488.3
7.5°	12040.8	11906.2	11812.9	11557.4	11184.5	10542.2	9720.4	8829.5	7807.4	7710.7	6909.6
10°	13549.8	13536.0	13487.7	13266.7	12987.0	12348.2	11436.5	10158.9	8774.2	8584.3	7420.6
12.5°	14679.0	14689.3	14682.4	14679.0	14478.7	13936.6	12949.0	11602.3	9751.4	9616.8	8011.1
15°	15421.4	15525.0	15566.4	15739.1	15756.3	15393.8	14544.3	12997.3	10853.0	10652.7	8646.5
17.5°	15911.7	15963.5	16156.9	16450.4	16688.7	16623.0	15866.8	14288.8	11978.7	11643.7	9306.0
20°	16381.3	16471.1	16619.6	17020.1	17441.4	17634.8	17103.0	15611.3	13094.0	12879.9	10034.6
22.5°	17358.5	17486.3	17538.1	17741.8	18101.0	18442.8	18201.1	16878.6	14316.4	14026.3	10808.1
25°	19012.6	19147.2	19002.2	18953.9	19071.3	19240.5	19188.7	18073.3	15469.7	15055.4	11540.1
27.5°	21167.3	21184.5	20901.4	20632.1	20342.0	20255.7	20096.8	19133.4	16471.1	16125.8	12275.6
30°	23480.8	23398.0	22928.3	22441.5	21951.1	21467.7	21011.9	20155.5	17586.4	17189.3	12997.3
32.5°	25628.6	25583.7	25062.3	24306.1	23477.4	23021.6	22099.6	21188.0	18781.2	18397.9	13739.7
35°	27237.8	27303.4	26730.2	25904.9	25000.2	24596.2	23432.5	22272.3	20017.4	19599.6	14547.8
37.5°	28380.7	28346.2	27838.6	27123.8	26329.6	25977.4	24989.8	23456.7	21346.8	20946.3	15431.7
40°	28788.2	28767.5	28391.1	27869.7	27365.5	27241.2	26619.7	24734.3	22869.6	22400.0	16495.3
42.5°	28529.2	28574.1	28325.5	28183.9	28090.7	28180.4	28239.1	26409.0	24530.6	24098.9	17648.6
45°	27735.0	27710.8	27676.3	27907.7	28432.5	29023.0	29841.4	27990.5	26336.5	25991.2	19195.6
47.5°	26315.8	26488.4	26574.8	27213.6	28360.0	29758.5	31685.3	30110.7	28957.4	28657.0	21554.0
50°	24330.3	24468.4	24979.5	26115.5	27824.8	30034.7	33487.8	33577.6	33329.0	32766.1	24116.2
52.5°	21229.4	21443.5	22496.7	24578.9	26726.7	29920.8	34579.0	36550.7	36878.7	36457.4	26640.4
55°	17759.1	18059.5	19171.4	21902.8	25214.3	29299.2	35331.7	38273.7	39582.5	39192.3	29071.3
57.5°	14361.3	14679.0	15821.9	18467.0	22576.1	27924.9	35825.5	40193.7	43263.4	42755.8	32096.2
60°	10763.2	11094.7	12075.4	14799.8	18819.2	25238.4	35490.6	41858.0	46940.9	46723.4	35124.6
62.5°	6944.1	7310.1	8163.0	10417.9	14464.9	21567.8	33698.4	42776.5	50124.7	49862.2	37334.5
65°	4230.0	4271.4	4741.1	6467.6	9899.9	16699.0	29599.7	41557.6	51802.8	51723.4	38007.9
67.5°	2734.8	2800.4	3014.5	3874.3	5935.8	11598.8	23667.3	37534.8	50822.2	50794.6	36616.3
70°	2310.1	2330.8	2427.5	2614.0	3449.6	7033.9	16619.6	31122.5	47096.3	47096.3	33270.3
72.5°	2064.9	2092.6	2127.1	2185.8	2462.0	3984.8	9917.2	24226.7	40663.3	40932.6	28318.6
75°	1875.0	1868.1	1888.8	1899.2	2099.5	2603.6	5127.8	17917.9	31457.4	30918.7	20507.7
77.5°	1605.7	1616.0	1605.7	1650.6	1854.3	1982.1	2603.6	12023.6	19064.4	18366.8	10293.6
80°	1319.1	1336.3	1353.6	1381.2	1585.0	1505.5	1564.2	5480.0	7051.2	6902.7	3180.3
82.5°	991.0	1015.2	1042.8	1108.4	1246.6	994.5	987.6	2341.2	2544.9	2330.8	1170.6
85°	400.6	473.1	714.8	780.4	783.8	545.6	607.7	977.2	1039.4	1015.2	459.3
87.5°	93.2	110.5	231.4	348.8	321.1	203.7	224.4	317.7	362.6	334.9	155.4
90°	0.0	0.0	0.0	0.0	0.0	0.0	0.0	0.0	0.0	0.0	0.0



REPORT NUMBER: P457460

CATALOG NUMBER: GLAN-SA8D-740-U-T2R

CANDELA DISTRIBUTION (continued):

	90°	95°	105°	115°	125°	135°	145°	155°	165°	175°	180°
0°	5915.1	5915.1	5915.1	5915.1	5915.1	5915.1	5915.1	5915.1	5915.1	5915.1	5915.1
2.5°	6032.5	5911.6	5704.5	5545.6	5431.7	5331.5	5269.4	5231.4	5217.6	5214.1	5217.6
5°	6236.2	6022.1	5694.1	5486.9	5373.0	5307.4	5269.4	5265.9	5269.4	5272.8	5262.5
7.5°	6515.9	6208.6	5780.4	5587.1	5500.7	5452.4	5435.1	5428.2	5431.7	5428.2	5428.2
10°	6888.9	6467.6	5949.6	5749.3	5676.8	5621.6	5594.0	5576.7	5562.9	5549.1	5542.2
12.5°	7299.8	6754.2	6132.6	5939.3	5835.7	5749.3	5687.2	5642.3	5611.2	5580.1	5573.2
15°	7759.0	7058.1	6336.4	6067.0	5918.5	5790.8	5683.7	5611.2	5556.0	5511.1	5507.6
17.5°	8197.6	7344.7	6474.5	6125.7	5908.2	5728.6	5587.1	5486.9	5417.9	5359.2	5352.2
20°	8667.2	7617.5	6536.6	6087.7	5804.6	5587.1	5400.6	5279.7	5200.3	5134.7	5124.3
22.5°	9140.3	7848.8	6529.7	5966.9	5625.0	5369.5	5172.7	5044.9	4951.7	4886.1	4861.9
25°	9592.6	8035.3	6443.4	5773.5	5376.4	5110.5	4910.3	4792.9	4710.0	4630.6	4630.6
27.5°	10000.1	8145.8	6281.1	5538.7	5120.9	4841.2	4682.4	4575.3	4499.3	4447.5	4416.5
30°	10400.6	8197.6	6060.1	5241.7	4851.6	4613.3	4485.5	4423.4	4354.3	4295.6	4288.7
32.5°	10759.7	8187.2	5783.9	4951.7	4596.0	4426.8	4375.0	4326.7	4254.2	4171.3	4150.6
35°	11108.5	8118.2	5455.8	4634.0	4381.9	4316.3	4330.1	4261.1	4129.9	4026.3	4009.0
37.5°	11488.3	7993.8	5096.7	4375.0	4202.4	4264.5	4299.1	4147.1	3933.0	3770.7	3732.8
40°	11926.9	7852.3	4723.8	4116.1	4060.8	4216.2	4216.2	3936.5	3643.0	3542.8	3515.2
42.5°	12441.4	7734.9	4413.0	3898.5	3943.4	4098.8	4081.5	3656.8	3535.9	3484.1	3470.3
45°	13256.3	7693.4	4091.9	3708.6	3846.7	3960.7	3819.1	3560.1	3491.0	3449.6	3435.8
47.5°	14544.3	7741.8	3808.7	3567.0	3736.2	3822.5	3525.6	3494.5	3446.2	3387.5	3380.5
50°	15739.1	7696.9	3608.5	3487.6	3639.5	3656.8	3404.7	3415.1	3387.5	3321.8	3308.0
52.5°	16716.3	7555.3	3480.7	3446.2	3556.7	3366.7	3290.8	3328.8	3318.4	3235.5	3221.7
55°	17790.2	7469.0	3418.5	3446.2	3501.4	3114.7	3183.7	3239.0	3225.2	3166.5	3163.0
57.5°	19092.0	7486.2	3373.6	3456.5	3446.2	2986.9	3076.7	3142.3	3138.8	3121.6	3121.6
60°	20424.9	7493.1	3304.6	3453.1	3380.5	2886.8	2966.2	3059.4	3066.3	3076.7	3076.7
62.5°	20866.9	7192.7	3169.9	3390.9	3235.5	2790.1	2862.6	2990.4	2983.4	3011.1	3014.5
65°	20041.6	6360.5	2969.6	3249.3	3049.1	2721.0	2783.2	2900.6	2862.6	2935.1	2948.9
67.5°	18242.5	5262.5	2658.9	2993.8	2841.9	2648.5	2731.4	2776.3	2707.2	2848.8	2852.2
70°	15766.7	4109.1	2265.2	2631.2	2607.1	2572.5	2689.9	2620.9	2524.2	2696.8	2662.3
72.5°	13183.8	3138.8	1809.4	2151.3	2292.8	2458.6	2617.4	2420.6	2285.9	2337.7	2275.6
75°	9903.4	2320.5	1453.7	1685.1	1909.5	2296.3	2551.8	2178.9	1971.7	1923.4	1909.5
77.5°	5048.4	1515.9	1087.7	1260.4	1433.0	2075.3	2462.0	1895.7	1633.3	1557.3	1522.8
80°	1802.5	942.7	766.6	870.2	966.9	1785.2	2151.3	1567.7	1267.3	1253.5	1267.3
82.5°	835.6	607.7	514.5	569.8	573.2	1191.3	1640.2	1170.6	963.4	1464.1	1236.2
85°	359.1	303.9	290.1	283.2	262.4	531.8	922.0	628.5	980.7	438.5	404.0
87.5°	107.0	120.9	107.0	79.4	58.7	58.7	93.2	34.5	24.2	17.3	17.3
90°	0.0	0.0	0.0	0.0	0.0	0.0	0.0	0.0	0.0	0.0	0.0

(END OF REPORT)